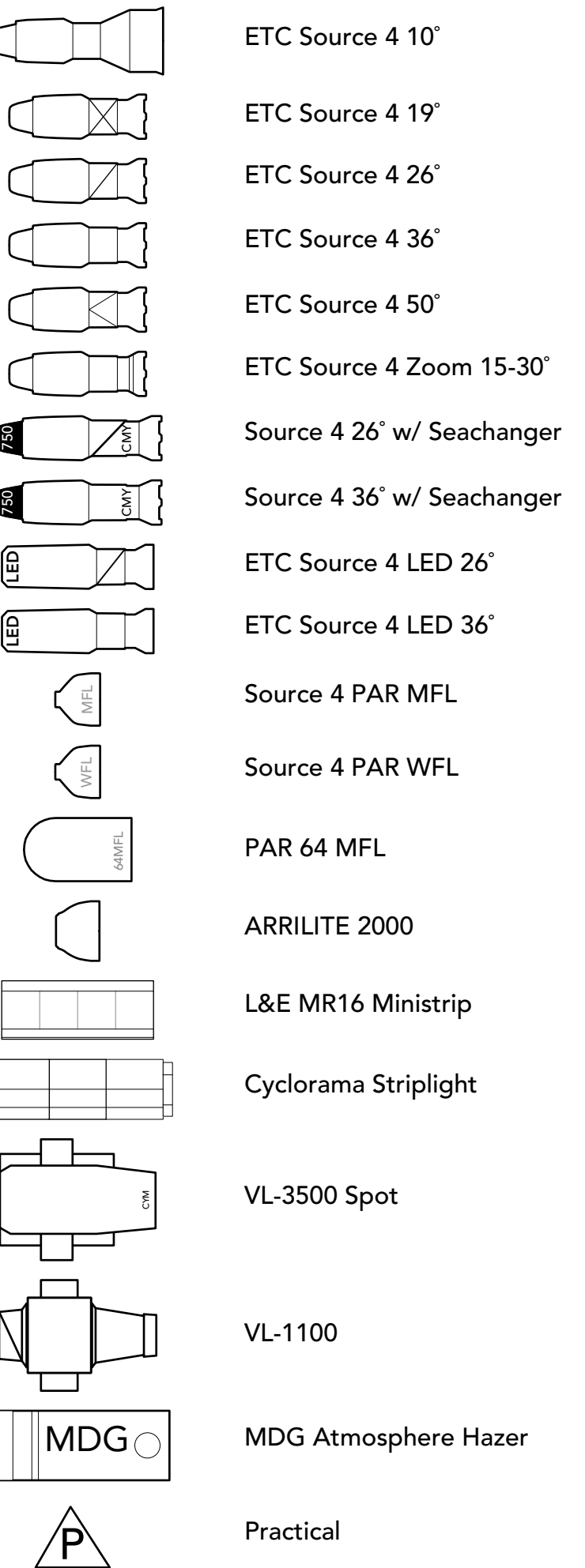
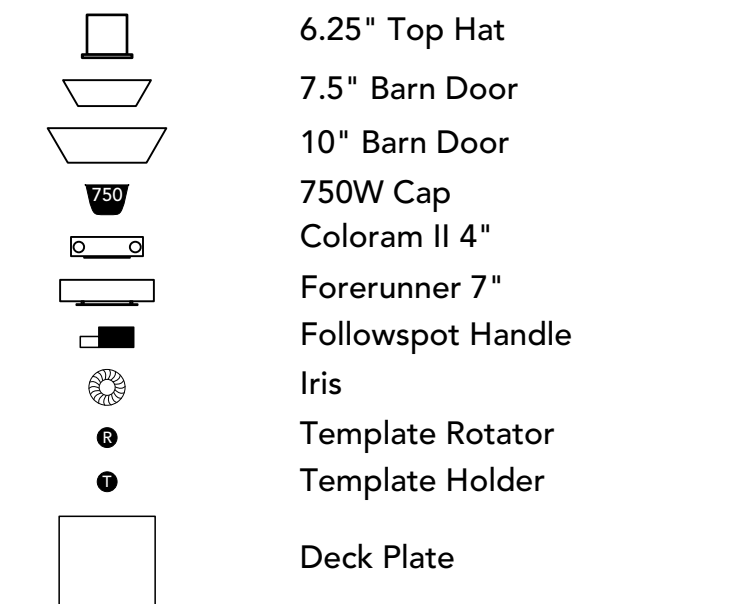


Musical Director <b>Brian Garman</b>	Stage Manager <b>Cat Meyendorff</b>
Production Manager <b>Christine Schott</b>	Assistant Stage Manager <b>Francesca Begos</b>
Scenic Designer <b>Christine Lee</b>	Costume Designer <b>Daniel Mathews</b>
Lighting Designer <b>Evan Shimizu</b>	Electrics Coordinator <b>Todd Brown</b>

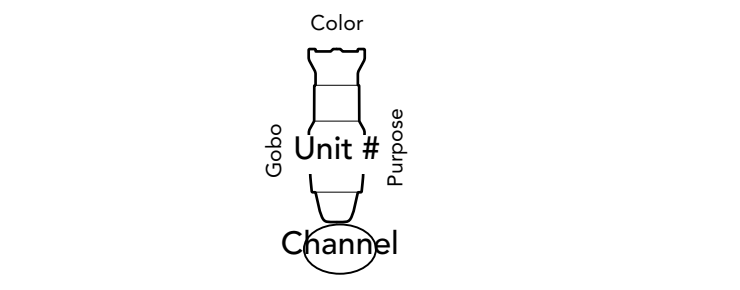
### Instrument Key



### Accessories



### Key



### Notes

-Please provide the following color for follow spots: R132, L205, L201, L202, R27, R38.

-Please have additional 7.5" and 10" barn doors on hand for focus.

-Please set all Source 4 Zoom fixtures to 21" prior to focus.

-Trim heights are to bottom of batten, soft goods, or scenic elements.

-No substitutions without approval from designer.

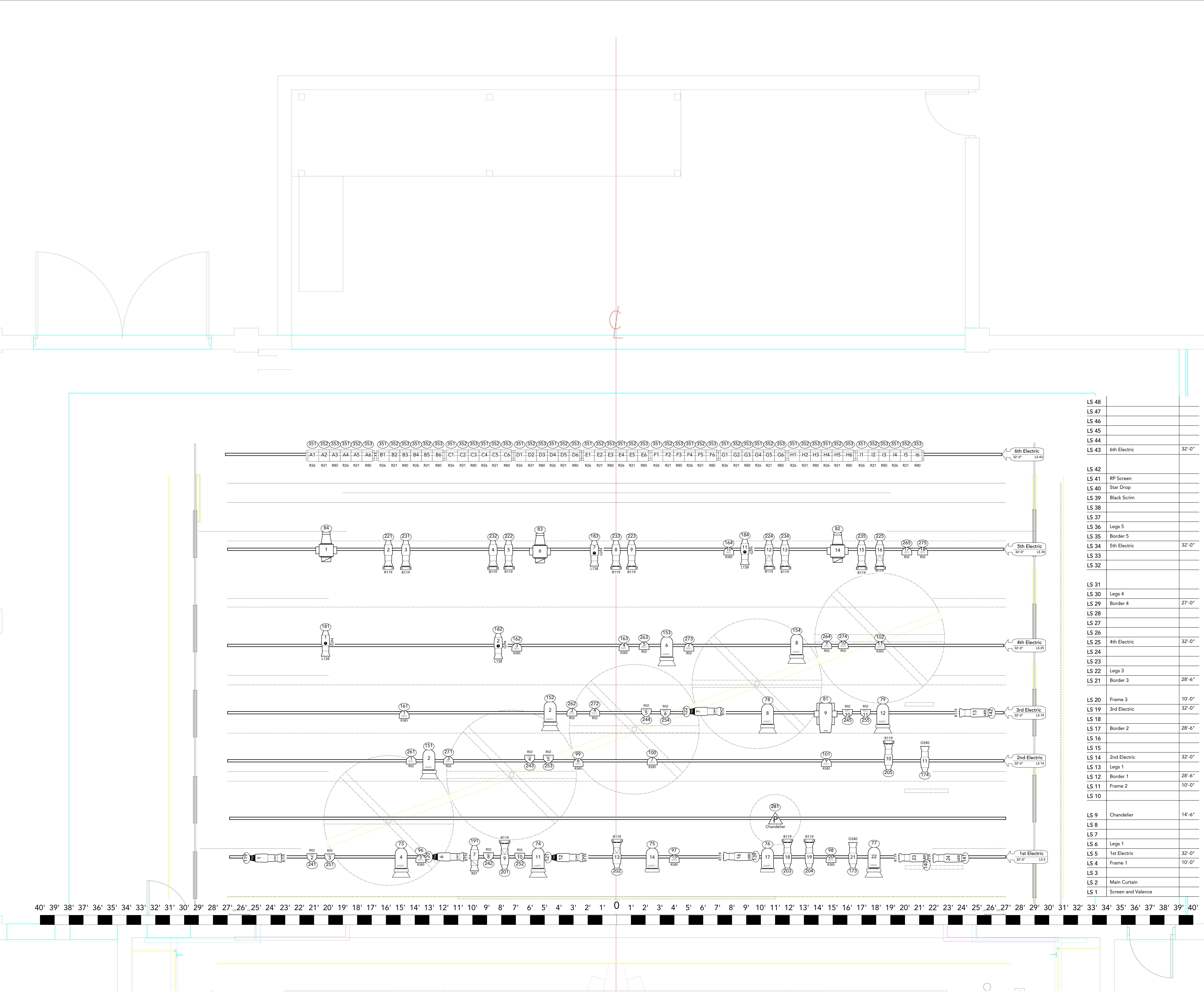
### Revisions

Date	Reason
12/4/13	Plot Review Edits
12/3/13	Plot Review
12/2/13	Color Key Presentation
11/25/13	Scenic Revision
11/9/13	Initial Draft

THIS DRAWING REPRESENTS VISUAL CONCEPTS AND CONSTRUCTION SUGGESTIONS ONLY. THE DESIGNER IS NOT QUALIFIED TO DETERMINE THE STRUCTURAL APPROPRIATENESS OF THIS DESIGN AND WILL NOT ASSUME RESPONSIBILITY FOR IMPROPER ENGINEERING.

### Light Plot - Stage

Scale: 1/2" = 1'-0" Sheet no. 1 of 5



LS 48		
LS 47		
LS 46		
LS 45		
LS 44		
LS 43	6th Electric	32'-0"
LS 42		
LS 41	RP Screen	
LS 40	Star Drop	
LS 39	Black Scrim	
LS 38		
LS 37		
LS 36	Legs 5	
LS 35	Border 5	
LS 34	5th Electric	32'-0"
LS 33		
LS 32		
LS 31		
LS 30	Legs 4	
LS 29	Border 4	27'-0"
LS 28		
LS 27		
LS 26		
LS 25	4th Electric	32'-0"
LS 24		
LS 23		
LS 22	Legs 3	
LS 21	Border 3	28'-6"
LS 20	Frame 3	10'-0"
LS 19	3rd Electric	32'-0"
LS 18		
LS 17	Border 2	28'-6"
LS 16		
LS 15		
LS 14	2nd Electric	32'-0"
LS 13	Legs 1	
LS 12	Border 1	28'-6"
LS 11	Frame 2	10'-0"
LS 10		
LS 9	Chandelier	14'-6"
LS 8		
LS 7		
LS 6	Legs 1	
LS 5	1st Electric	32'-0"
LS 4	Frame 1	10'-0"
LS 3		
LS 2	Main Curtain	
LS 1	Screen and Valance	

### Instrument Key

	ETC Source 4 10'
	ETC Source 4 19'
	ETC Source 4 26'
	ETC Source 4 36'
	ETC Source 4 50'
	ETC Source 4 Zoom 15-30'
	Source 4 26' w/ Seachanger
	Source 4 36' w/ Seachanger
	ETC Source 4 LED 26'
	ETC Source 4 LED 36'
	Source 4 PAR WFL
	Source 4 PAR MFL
	PAR 64 MFL
	ARRILITE 2000
	L&E MR16 Ministrip
	Cyclorama Striplight
	VL-3500 Spot
	VL-1100
	MDG Atmosphere Hazer
	Practical

### Accessories

	6.25" Top Hat
	7.5" Barn Door
	10" Barn Door
	750W Cap
	Coloram II 4"
	Forerunner 7"
	Followspot Handle
	Iris
	Template Rotator
	Template Holder
	Deck Plate

### Key

	Color
	Unit #
	Practical
	Channel

### Notes

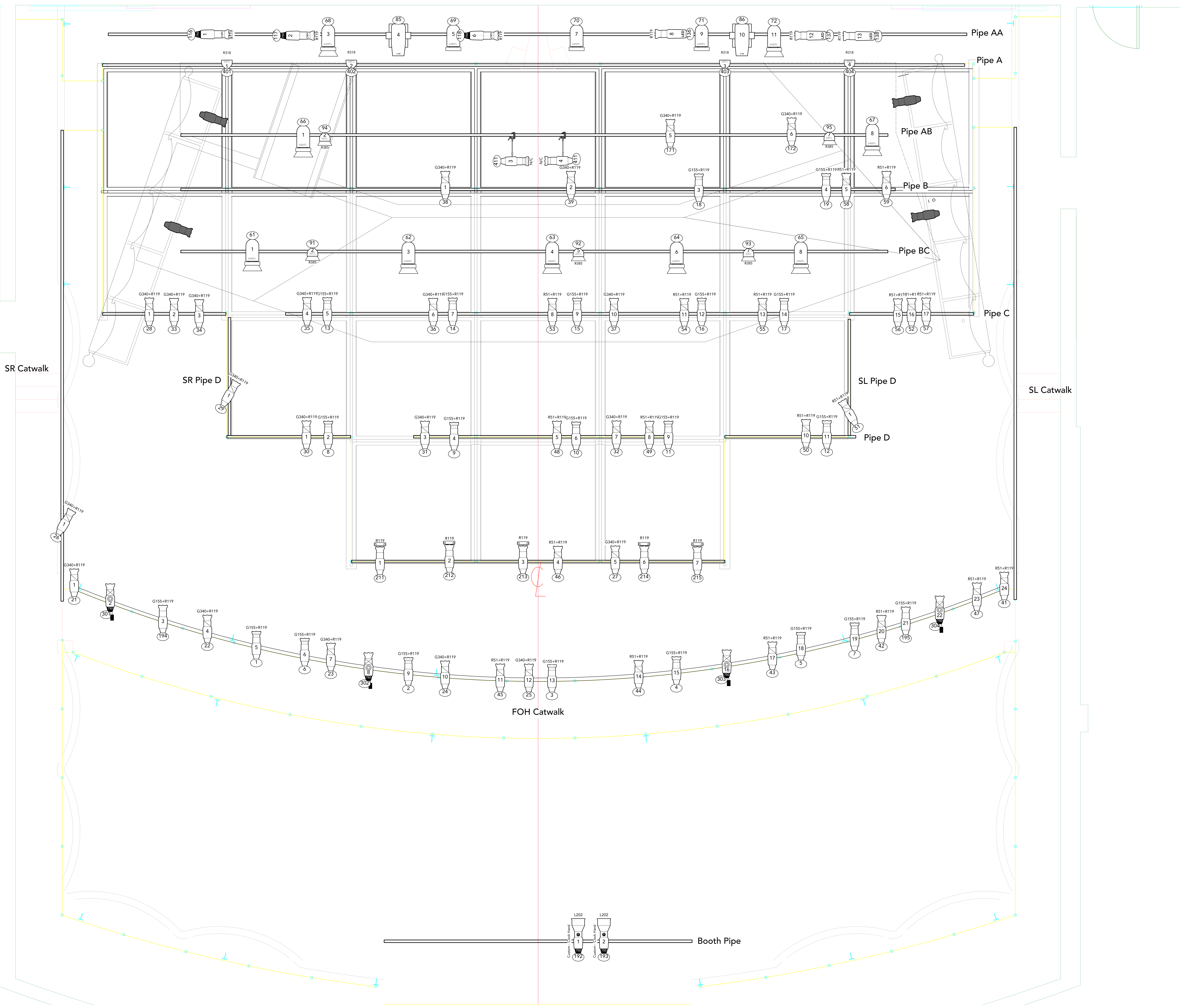
- Please provide the following color for follow spots: R132, L205, L201, L202, R27, R38.
- Please have additional 7.5" and 10" barn doors on hand for focus.
- Please set all Source 4 Zoom fixtures to 21" prior to focus.
- Trim heights are to bottom of batten, soft goods, or scenic elements.
- No substitutions without approval from designer.

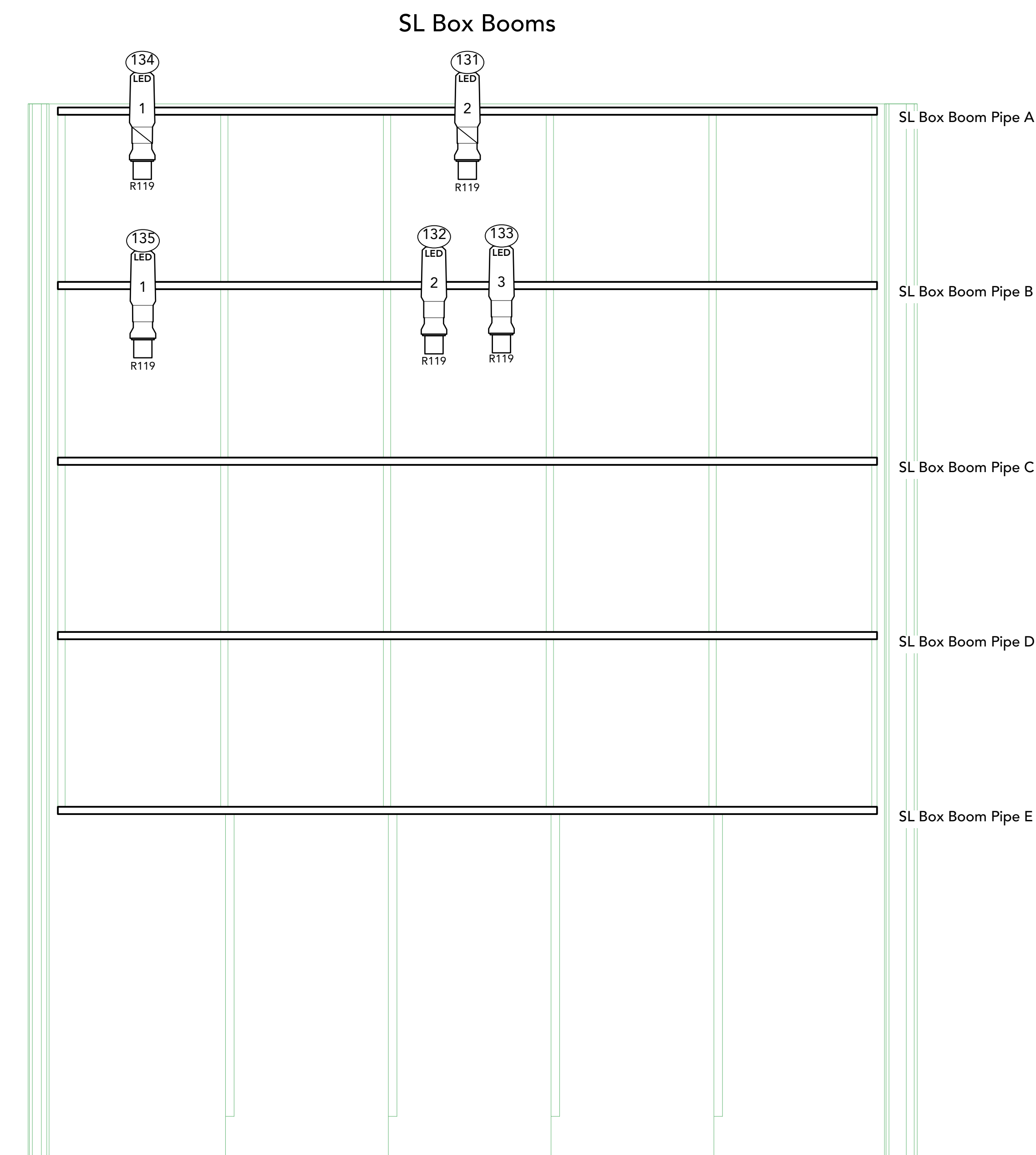
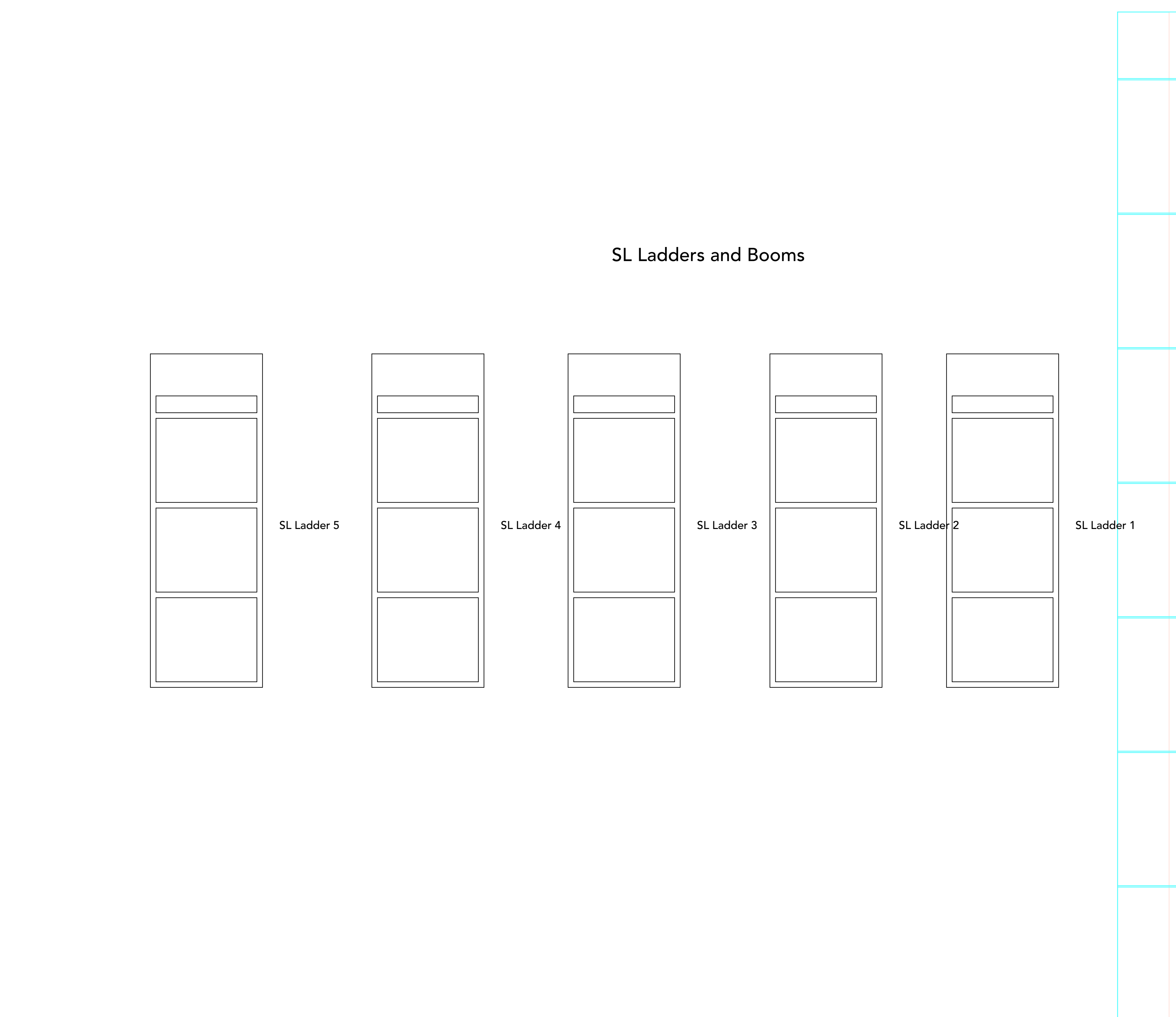
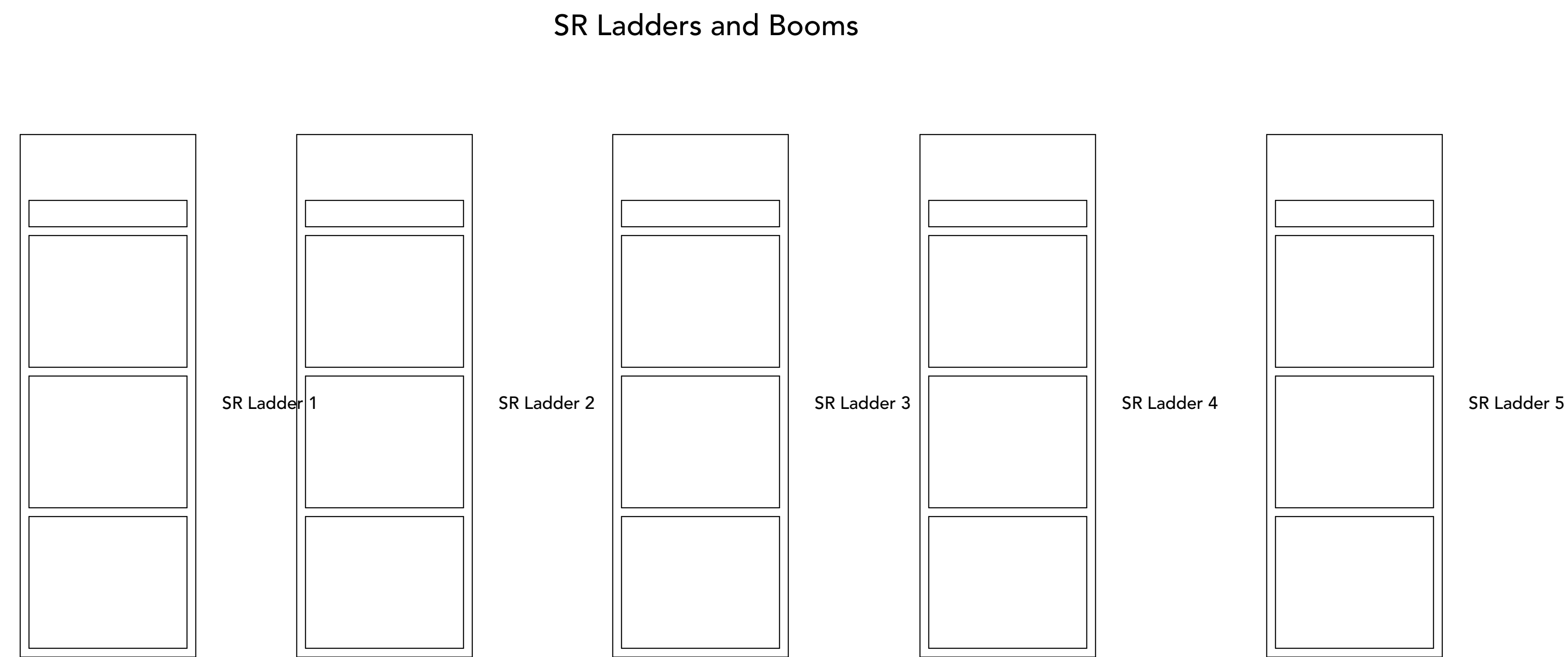
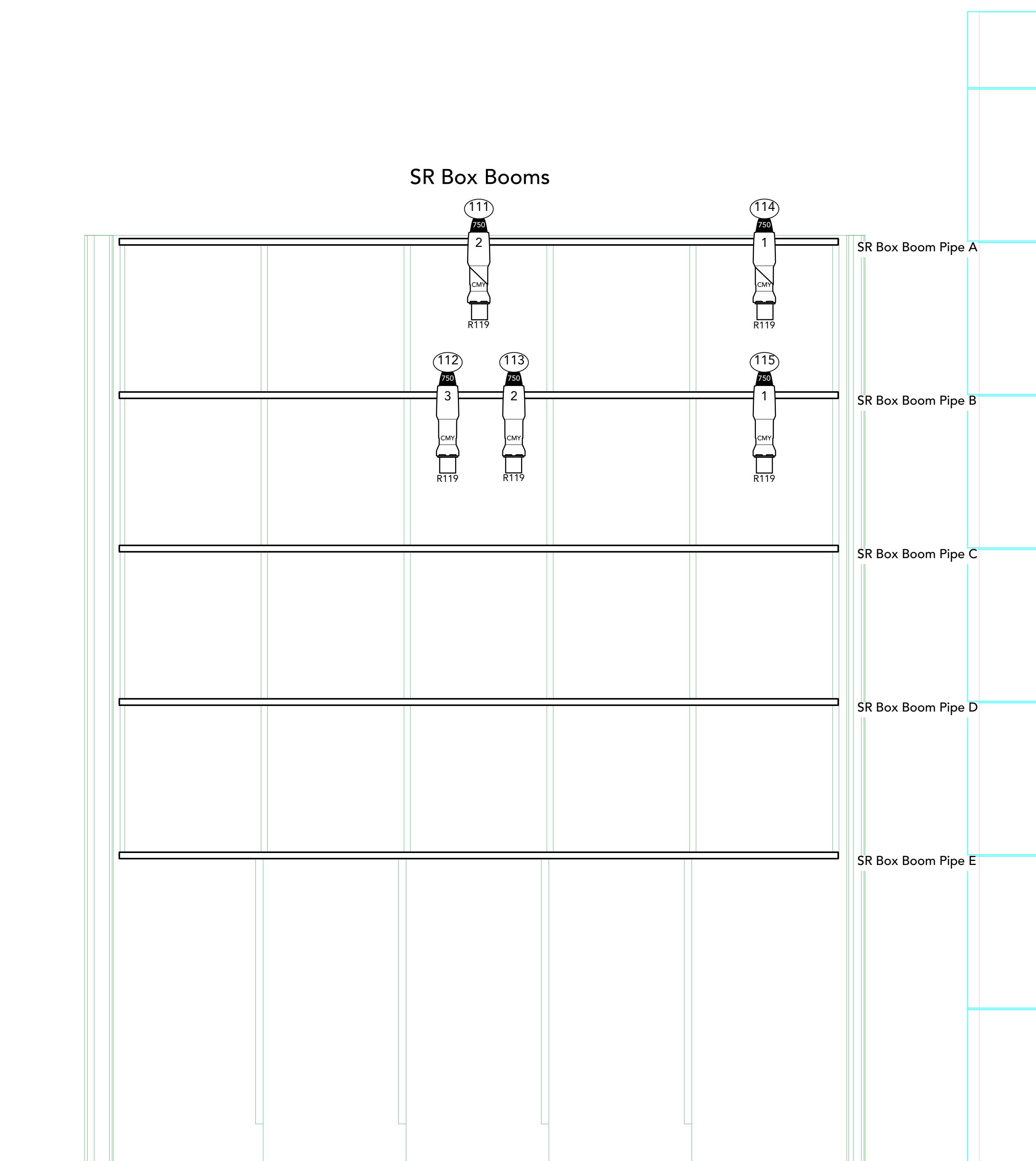
### Revisions

Date	Reason
12/4/13	Plot Review Edits
12/3/13	Plot Review
12/2/13	Color Key Presentation
11/25/13	Scenic Revision
11/9/13	Initial Draft

THIS DRAWING REPRESENTS VISUAL CONCEPTS AND CONSTRUCTION SUGGESTIONS ONLY. THE DESIGNER IS NOT QUALIFIED TO DETERMINE THE STRUCTURAL APPROPRIATENESS OF THIS DESIGN AND WILL NOT ASSUME RESPONSIBILITY FOR IMPROPER ENGINEERING.

Light Plot - Front of House





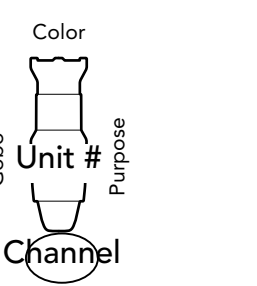
### Instrument Key

- ETC Source 4 10'
- ETC Source 4 19'
- ETC Source 4 26'
- ETC Source 4 36'
- ETC Source 4 50'
- ETC Source 4 Zoom 15-30'
- Source 4 26' w/ Seachanger
- Source 4 36' w/ Seachanger
- ETC Source 4 LED 26'
- ETC Source 4 LED 36'
- Source 4 PAR MFL
- PAR 64 MFL
- ARRILITE 2000
- L&E MR16 Ministrip
- Cyclorama Striplight
- VL-3500 Spot
- VL-1100
- MDG Atmosphere Hazer
- Practical

### Accessories

- 6.25" Top Hat
- 7.5" Barn Door
- 10" Barn Door
- 750W Cap
- Coloram II 4"
- Forerunner 7"
- Followspot Handle
- Iris
- Template Rotator
- Template Holder
- Deck Plate

### Key



### Notes

- Please provide the following color for follow spots: R132, L205, L201, L202, R27, R38.
- Please have additional 7.5" and 10" barn doors on hand for focus.
- Please set all Source 4 Zoom fixtures to 21" prior to focus.
- Trim heights are to bottom of batten, soft goods, or scenic elements.
- No substitutions without approval from designer.

### Revisions

Date	Reason
12/4/13	Plot Review Edits
12/3/13	Plot Review
12/2/13	Color Key Presentation
11/25/13	Scenic Revision
11/9/13	Initial Draft

THIS DRAWING REPRESENTS VISUAL CONCEPTS AND CONSTRUCTION SUGGESTIONS ONLY. THE DESIGNER IS NOT QUALIFIED TO DETERMINE THE STRUCTURAL APPROPRIATENESS OF THIS DESIGN AND WILL NOT ASSUME RESPONSIBILITY FOR IMPROPER ENGINEERING.

Light Plot - Box Booms and Ladders

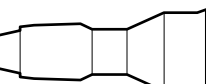
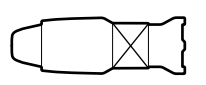



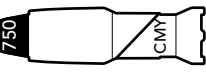
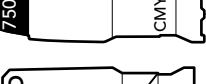




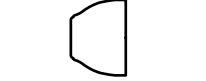
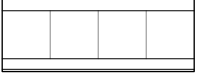


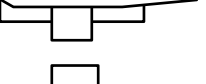



# L'etoile

Directed by Greg Lehane



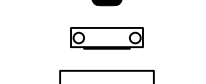
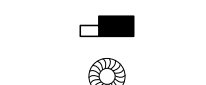







Carnegie Mellon University

Musical Director <b>Brian Garman</b>	Stage Manager <b>Cat Meyendorff</b>
Production Manager <b>Christine Schott</b>	Assistant Stage Manager <b>Francesca Begos</b>
Scenic Designer <b>Christine Lee</b>	Costume Designer <b>Daniel Mathews</b>
Lighting Designer <b>Evan Shimizu</b>	Electrics Coordinator <b>Todd Brown</b>


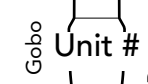

## Instrument Key

-  ETC Source 4 10'
-  ETC Source 4 19'
-  ETC Source 4 26'
-  ETC Source 4 36'
-  ETC Source 4 50'
-  ETC Source 4 Zoom 15-30'
-  Source 4 26' w/ Seachanger
-  Source 4 36' w/ Seachanger
-  ETC Source 4 LED 26'
-  ETC Source 4 LED 36'
-  Source 4 PAR MFL
-  PAR 64 MFL
-  ARRILITE 2000
-  L&E MR16 Ministrip
-  Cyclorama Striplight
-  VL-3500 Spot
-  VL-1100
-  MDG Atmosphere Hazer
-  Practical

## Accessories

-  6.25" Top Hat
-  7.5" Barn Door
-  10" Barn Door
-  750W Cap
-  Coloram II 4"
-  Forerunner 7"
-  Followspot Handle
-  Iris
-  Template Rotator
-  Template Holder
-  Deck Plate

## Key

-  Color
-  Unit #
-  Channel

## Notes

- Please provide the following color for follow spots: R132, L205, L201, L202, R27, R38.
- Please have additional 7.5" and 10" barn doors on hand for focus.
- Please set all Source 4 Zoom fixtures to 21" prior to focus.
- Trim heights are to bottom of batten, soft goods, or scenic elements.
- No substitutions without approval from designer.


## Revisions

Date	Reason
12/4/13	Plot Review Edits
12/3/13	Plot Review
12/2/13	Color Key Presentation
11/25/13	Scenic Revision
11/9/13	Initial Draft

THIS DRAWING REPRESENTS VISUAL CONCEPTS AND CONSTRUCTION SUGGESTIONS ONLY. THE DESIGNER IS NOT QUALIFIED TO DETERMINE THE STRUCTURAL APPROPRIATENESS OF THIS DESIGN AND WILL NOT ASSUME RESPONSIBILITY FOR IMPROPER ENGINEERING.

## Light Plot - Deck

Scale: 1/2" = 1'-0" Sheet no. 4 of 5



# L'etoile

Directed by Greg Lehane

Carnegie Mellon University

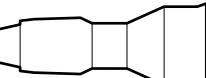
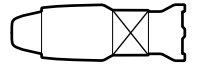

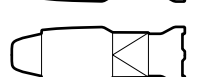


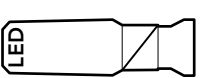
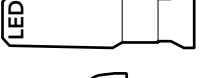





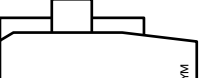
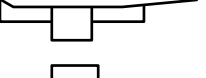




Musical Director: Brian Garman Stage Manager: Cat Meyendorff

Production Manager: Christine Schott Assistant Stage Manager: Francesca Begos


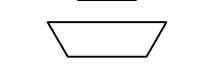
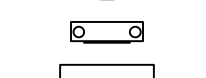
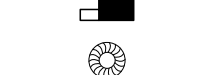







Scenic Designer: Christine Lee Costume Designer: Daniel Mathews

Lighting Designer: Evan Shimizu Electrics Coordinator: Todd Brown

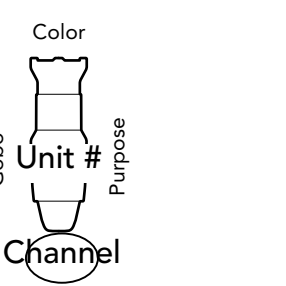
## Instrument Key

-  ETC Source 4 10'
-  ETC Source 4 19'
-  ETC Source 4 26'
-  ETC Source 4 36'
-  ETC Source 4 50'
-  ETC Source 4 Zoom 15-30'
-  Source 4 26' w/ Seachanger
-  Source 4 36' w/ Seachanger
-  ETC Source 4 LED 26'
-  ETC Source 4 LED 36'
-  Source 4 PAR MFL
-  PAR 64 MFL
-  ARRILITE 2000
-  L&E MR16 Ministrip
-  Cyclorama Striplight
-  VL-3500 Spot
-  VL-1100
-  MDG Atmosphere Hazer
-  Practical

## Accessories

-  6.25" Top Hat
-  7.5" Barn Door
-  10" Barn Door
-  750W Cap
-  Coloram II 4"
-  Forerunner 7"
-  Followspot Handle
-  Iris
-  Template Rotator
-  Template Holder
-  Deck Plate

## Key



## Notes

- Please provide the following color for follow spots: R132, L205, L201, L202, R27, R38.
- Please have additional 7.5" and 10" barn doors on hand for focus.
- Please set all Source 4 Zoom fixtures to 21' prior to focus.
- Trim heights are to bottom of batten, soft goods, or scenic elements.
- No substitutions without approval from designer.

## Revisions

Date	Reason
12/4/13	Plot Review Edits
12/3/13	Plot Review
12/2/13	Color Key Presentation
11/25/13	Scenic Revision
11/9/13	Initial Draft

THIS DRAWING REPRESENTS VISUAL CONCEPTS AND CONSTRUCTION SUGGESTIONS ONLY. THE DESIGNER IS NOT QUALIFIED TO DETERMINE THE STRUCTURAL APPROPRIATENESS OF THIS DESIGN AND WILL NOT ASSUME RESPONSIBILITY FOR IMPROPER ENGINEERING.

## Light Plot - Section

Scale: 1/4" = 1'-0" Sheet no. 5 of 5

